



# YOUNG STARS

H. Q. Mitchell  
Marileni Malkogianni

Student's Book



mm  
publications



# Contents

## Hello!

p.4

Hello! / Hi! - Goodbye! / Bye!  
What's your name?  
My name is... / I'm...  
How are you? I'm fine, thank you. /  
Fine, thank you. And you?  
How old are you? I'm...  
Sit down. / Don't sit down.

What colour is it? It's...  
Have you got...? Yes, I have. /  
No, I haven't.  
How many... are there?  
There is... / There are...  
I like... / I don't like...

## Vocabulary

Greetings  
Colours  
Numbers 1-20  
Instructions  
Classroom objects

## Module 1 Nice to meet you

p.7

I'm...  
He/She/It is...  
We/You/They are...  
Are you...? Yes, I am./No, I'm not. / Yes, we are./No, we aren't.  
Is he/she/it...? Yes, he/she/it is. / No, he/she/it isn't.  
Are they...? Yes, they are. / No, they aren't.  
I'm not...  
He/She/It isn't...  
We/You/They aren't...  
I/You/He/She/It/We/You/They can/can't...  
Can you...? Yes, I can. / No, I can't.

Physical  
appearance  
Feelings  
Action verbs  
Colours  
Adjectives

## Module 2 Me and my family

p.17

I've/You've got a/an...  
He's/She's got a/an...  
We've/They've got a/an...  
Have you got...? Yes, I/we have. / No, I/we haven't.  
Has he/she/it got...? Yes, he/she/it has. / No, he/she/it hasn't.  
Have they got...? Yes, they have. / No, they haven't.  
I/You/We/They haven't got...  
He/She/It hasn't got...  
I → my you → your he → his she → her  
it → its we → our you → your they → their  
This is a... → These are...  
That is a... → Those are...  
Whose (ball) is this? It's (Ron)'s (ball).  
Whose (dolls) are these? They're (Tina)'s (dolls).

Family members  
Physical  
appearance  
Clothes and  
accessories  
Toys  
Parts of the face  
and body

p.27

## Star Skills (Modules 1-2)

## Module 3 What are you doing?

p.29

I'm (studying).  
He/She/It's (playing).  
We/You/They're (cleaning).  
Are you (eating)? Yes, I am./No, I'm not. / Yes, we are./No, we aren't.  
Is he/she/it (drinking water)? Yes, he/she/it is. / No, he/she/it isn't.  
Are they (fishing)? Yes, they are. / No, they aren't.  
I'm not (eating).  
He/She/It isn't (drinking water).  
We/You/They aren't (fishing).  
read → reading make → making get → getting  
What's the time? It's (two) o'clock. / It's half past (six). /  
It's a quarter to/past (four).

Actions  
Free-time activities  
Time  
Sports

## Module 4 Here and there

p.39

Where's...?  
in, on, under, behind, in front of,  
next to, between  
I → me you → you he → him  
she → her it → it we → us  
you → you they → them  
Look at (him)! (He's) tall.

You must/mustn't...  
How much is the...? It's...  
How much are the...? They're...

Places in a town  
Action verbs  
Sea animals  
Rules  
Numbers 20-100  
Road signs

p.49

## Star Skills (Modules 3-4)





## Grammar

## Vocabulary

### Module 5

## Day by day

p.51

I always (play football) on (Mondays).  
 He/She sometimes (goes to the cinema).  
 We/You/They never (go to school) at the weekend.  
 Do you always...? Yes, I/we do. / No, I/we don't.  
 Does he/she...? Yes, he/she does. / No, he/she doesn't.  
 Do they...? Yes, they do. / No, they don't.  
 I don't...  
 He/She doesn't...  
 We/You/They don't...  
 What do you do? I'm a... / We're...  
 What does he/she do? He's/She's a...  
 What do they do? They're...  
 I'm good at (skateboarding).  
 I'm bad at (singing).  
 When is your birthday? It's on (16 July).

Free-time activities  
 Everyday activities  
 Occupations  
 Months of the year  
 Ordinal numbers  
 (1st-31st)  
 Seasons of the year

### Module 6

## My favourite food

p.61

There's a...  
 There are some...  
 I want some...  
 There is/are some...  
 There isn't/aren't any...  
 Is/Are there any...?  
 What's your favourite food? My favourite food is...  
 What would you like? I'd like some..., please.  
 Can I have some..., please?

Fruit  
 Types of food and drink  
 Cutlery/Crockery/  
 Glassware

p.71

### Star Skills (Modules 5-6)

### Module 7

## In the past

p.73

I/He/She/It was... yesterday.  
 You/We/They were... yesterday.  
 Were you... yesterday afternoon? Yes, I was/we were. /  
 No, I wasn't/we weren't.  
 Was he/she/it... yesterday? Yes, he/she/it was. / No, he/she/it wasn't.  
 Were they... yesterday morning? Yes, they were. / No, they weren't.  
 I (played football) last weekend.  
 He/She went... last Saturday.  
 We/You/They saw... last week.  
 They didn't have (pancakes for breakfast). They had (eggs and some fruit).  
 My mother didn't make (a chocolate cake). She made (a banana cake).  
 Did you play... yesterday? Yes, I/we did. / No, I/we didn't.  
 Did he/she go... yesterday? Yes, he/she did. / No, he/she didn't.  
 Did they see... last weekend? Yes, they did. / No, they didn't.

Places  
 Action verbs  
 Ancient people and civilisations  
 Sports  
 Means of transport

### Module 8

## The world around us

p.83

(Cheetahs) are faster than (hippos).  
 fast → faster thin → thinner scary → scarier  
 good → better bad → worse  
 (Tom) is the youngest (student in my class).  
 strong → the strongest scary → the scariest  
 good → the best bad → the worst  
 What are you going to do tomorrow?  
 I'm going to...  
 I'm not going to...

Wild animals  
 Adjectives  
 Landscapes  
 Free-time activities  
 Sports and equipment

p.93

### Star Skills (Modules 7-8)

p.95

### Cut-outs

p.97

### Games

p.99

### Irregular verbs

p.100

### Word list

# Here and there

4

## Song

1 



people



library



bank



pet shop



toy shop

### LOOK!

Where's the toy car?



in



on



under



behind



in front of



next to



between

2 Listen and circle. Then sing. 

## This is my town!

This is my town  
People, cars here and there  
People, cars everywhere!

Where's the library?  
Mark is there with Frank.  
Where's the library?  
It's next to the bank!

Where are the school buses?  
Look! They're red and blue.  
Where are the school buses?  
They're in front of the zoo!

Where am I?  
Can you see me?  
I'm in the park.  
I'm behind a tree!



3 Look at activity 2. Ask and answer with your partner.

Where's the pet shop?

It's between the bank and the toy shop.

Where's the black car?

It's in front of the pet shop.



1



look




give



come




find



aquarium

2 Look and listen.

It's Saturday morning.  
The children are at the aquarium.



Later...





shark



dolphin



camera

**LOOK!**

- I → me
- you → you
- he → him
- she → her
- it → it
- we → us
- you → you
- they → them

Look at him!  
He's tall.



**3** Read activity 2 and write **T** for True or **F** for False.

1. There are fish in the aquarium.
2. Brad can't find the camera.
3. The shark is in front of the ball.
4. Brad is the shark.

**4** Look, read and write.

me you ~~him~~ it them

1 He's tall!  
Look at him.

2 It's my camera.  
Give it to \_\_\_\_\_.

3 Where's my book?  
I can't find \_\_\_\_\_.

4 Where are you?  
I can't see \_\_\_\_\_!

5 They are my brothers.  
Can you see \_\_\_\_\_?

**5** Play a guessing game.

She's behind the tree.  
Can you find her?

Yes, it is.

Is it her?



1 

be quiet



be careful




throw rubbish



rubbish bin



take photos

2 Listen and read. Then match the rules (1-3) with the places (A-C). 

# RULES! RULES! RULES!



There are rules  
in the classroom and  
the places we visit.  
We must read the  
rules and follow them.  
Here are some rules.

 You must be quiet.

 You mustn't eat or drink.

 You mustn't touch.

 You mustn't take photos.

1

 You must listen to your teacher.

 You must throw rubbish in the rubbish bin.

 You mustn't talk with your friends.

 You mustn't eat or drink.

2


 You must have a shower.

 You must be careful.

 You mustn't run.

 You mustn't wear shoes.

3



A



B



C



have a shower



swimming pool



museum



3 Listen and number (1-5).



A



B



C 1



D



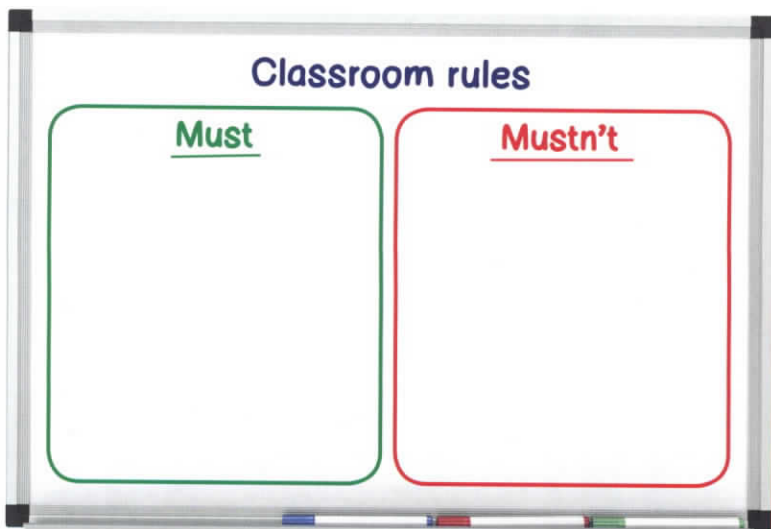
E

4 Look at activity 3 and write. Use **must** or **mustn't**.

eat  
take photos  
~~throw~~  
wear shoes  
be quiet

1. You must throw rubbish in the rubbish bin.
2. \_\_\_\_\_ in the library.
3. \_\_\_\_\_ in the museum.
4. \_\_\_\_\_ in the swimming pool.
5. \_\_\_\_\_ in the classroom.

5 Work in groups of three. Make your own classroom rules. Then present them to the class.



You mustn't run in the classroom.





1



20 twenty

21 twenty-one

22 twenty-two

23 twenty-three

24 twenty-four

25 twenty-five

26 twenty-six

27 twenty-seven

28 twenty-eight

29 twenty-nine

30 thirty

40 forty

50 fifty

60 sixty

70 seventy

80 eighty

90 ninety

100 a hundred

2 Choose the clothes you like.  
Then act out the dialogue.

Hello, can I help you?

Yes, please. How much is the T-shirt?

It's €15.

OK. And how much are the shoes?

They're €50.

How much is the blue jacket?

It's €25.

OK. The T-shirt and the jacket, please.

Here you are.  
It's €40, please.

Thank you.

LOOK!

How much is the (jacket)?

It's €22.



How much are the (boots)?

They're €45.



3

Listen and repeat.

The **bank** is between the **shopping centre** and the **swimming pool**.



Social Studies 

1 



Go straight.



Turn right.



Don't turn left.



Stop.



Cross the street here.



Put your seat belt on.

2 Listen and read. 



## What do you know about signs?


Signs are everywhere.

You must look at the signs and read them.

Red signs: You must or mustn't do something.

Blue signs: You can or must do something.

3 Now look at the signs (A-F) and match them with the sentences (1-6).



- |  |                          |
|--|--------------------------|
| 1. You must turn left.                                   | <input type="checkbox"/> |
| 2. You must stop here and look!                          | <input type="checkbox"/> |
| 3. You mustn't turn right.                               | <input type="checkbox"/> |
| 4. You must put your seat belt on.                       | <input type="checkbox"/> |
| 5. You mustn't turn right or left. You must go straight. | <input type="checkbox"/> |
| 6. Cross the street here.                                | <input type="checkbox"/> |

### Writing tip

We use **or** to introduce another possibility.  
e.g. You must turn left **or** right.

We use **but** to introduce an idea that adds something to or is different from what we have said before.

e.g. You can cross the street, **but** you must be careful.



2 Look and listen. 1 

meet



map

shopping  
centre

restaurant



bookshop

Fred and Kevin are at the shopping centre.

So, where are we going?



Let me see...



1

Now, where's the bookshop?



I don't know. This place is big! Look! A map!



Let's go and see!

clothes shop

toy shop

bookshop

restaurant

supermarket

2

3 Read and write  
Yes or No.

- The boys are going to a restaurant.  
\_\_\_\_\_
- The boys must turn right at the supermarket.  
\_\_\_\_\_
- Fred's cousin is an actor.  
\_\_\_\_\_
- The boys help Fred's cousin.  
\_\_\_\_\_

3

I can't read this map. Oh, excuse me, sir. Can you help us, please? Where's the bookshop?

toy shop

restaurant

supermarket



You must go straight and turn left at the supermarket. The bookshop is next to the restaurant.

Thanks!





# WE'RE ON TV!

But it isn't open today. They're making a TV show.

I know. My cousin is in it. He's an actor!

4

Is your cousin in Kids Club?

Yes, he is.

Can I meet him?

Sure!

5

There he is! He's behind those children, but he can't see us. Come on!

6

Hi, Fred! Great! You can help me!

7

Look at us!

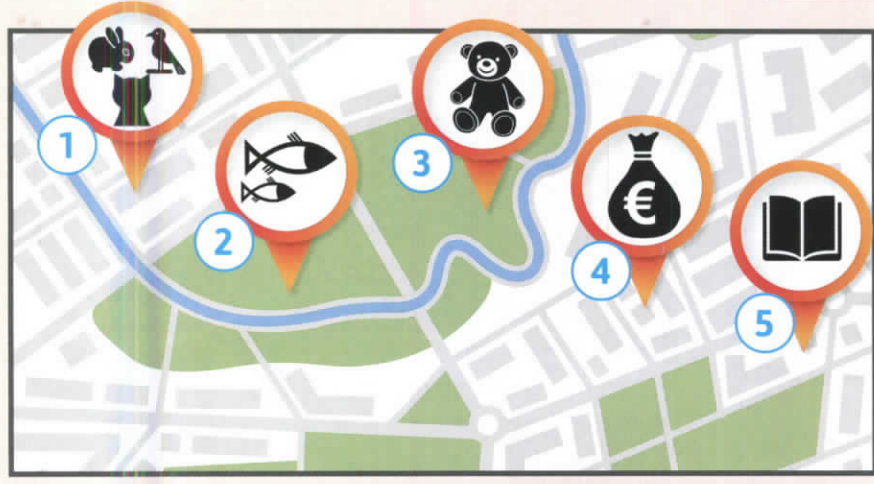
We're on TV!

8



1 Look at the map and write the places.

- pet shop bank library  
aquarium toy shop



1. pet shop
2. \_\_\_\_\_
3. \_\_\_\_\_
4. \_\_\_\_\_
5. \_\_\_\_\_


2 Look and write. ~~me her us them~~



1 Can you see them?  
They're my friends.



2 That's my jacket. Give it to \_\_\_\_\_, please?

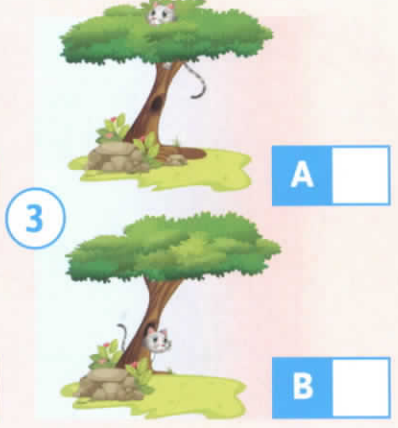

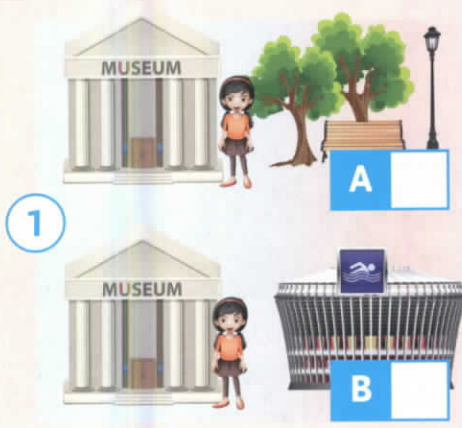


3 Come and sit with \_\_\_\_\_.



4 Where's my sister?  
I can't find \_\_\_\_\_.

3 Listen and tick (✓).





1 Look at the pictures. Write the words. There is one example.



Example:  
h r a s k  
s h a r k



1. m t e h l e  
\_\_\_\_\_



2. l p i n o d h  
\_\_\_\_\_



3. a m e c r a  
\_\_\_\_\_

2 Look and read. Write **Yes** or **No**. There is one example.



Example:

The car is in front of the bank. Yes

- There are two buses. \_\_\_\_\_
- The bank is between the park and the school. \_\_\_\_\_
- The boy is behind the tree. \_\_\_\_\_

3 Look at the pictures. Listen and tick (✓). There is one example.

Example: What is Kate doing?






1. What is Peter doing?



2. How much are the boots?



3. What's the time?







4 Look and answer.




1. How much is the coat?


*It's fifty-four euros.*



2. How much are the shoes?



3. How much is the dress?



4. How much is the T-shirt?

5 Look and spot the differences. Then say.



6 Look and match.

- 1. It's three o'clock.  C
- 2. It's a quarter to seven.
- 3. It's half past eight.
- 4. It's a quarter past eleven.

