

H. Q. Mitchell
Marileni Malkogianni

STUDENT'S BOOK

get smart



BRITISH EDITION




plus






3




mm
publications

Contents

Communication Objectives	Structures	Vocabulary	Cross-curricular Connections	21st Century Competencies
Module 1 • Welcome! p. 5				
<ul style="list-style-type: none"> - to talk about friends and family - to describe physical appearance - to count (10-100) - to talk about possession - to talk about what someone can and can't do - to tell the time 	Who's that? It's (John). What's (her) name? (Her) name is (Anna). (I) have got / (He) has got (big teeth). Have (you) got (twenty shells)? Yes, (I) have. No, (I) haven't. Has (she) got (fifty dolls)? Yes, (she) has. No, (she) hasn't. (He) can't (paint), but (he) can (do karate). Can (they) (dive)? Yes, (they) can. No, (they) can't. What's the time? It's (three) o'clock. It's half past (three).	Words describing appearance Colours Numbers Objects Actions Phonics: l blends: plane, blonde, clap, glue, fly	Music (song) Maths (counting, time) Social Studies (friends and family) Language Arts (fiction, using periods, writing a paragraph about one's family)	 Value Don't play tricks on your friends.
Module 2 • Every day p. 15				
<ul style="list-style-type: none"> - to talk about everyday activities - to identify the means of transport - to talk about how one gets around - to talk about occupations 	(I) always / never walk to school. (He) sometimes (combs his hair). Do (they) (walk to school)? Yes, (they) do. No, (they) don't. Does (she) (take the bus to school)? Yes, (she) does. No, (she) doesn't. What do you do? I'm a (firefighter). What does (he) do? (He)'s a (dentist). What do you want to be? (I) want / (She) wants to be a (farmer).	Everyday activities Occupations Work-related activities Phonics: r blends: pretty, brush, crayon, grey, fruit, tree, drive	Music (song) Social Studies (occupations) Art (drawing) Language Arts (fiction, capital I, writing a paragraph about one's day)	 Value Every job is important in our society.
Module 3 • Right now p. 25				
<ul style="list-style-type: none"> - to talk about activities happening at the moment of speaking - to talk about sports - to talk about household chores 	What are you doing? I'm / I'm not (playing the guitar). What is (he) doing? (He)'s / (He) isn't (skateboarding). What are (they) doing? (They)'re / (They) aren't (making a cake). Is (she) (doing gymnastics)? Yes, (she) is. No, (she) isn't. Are (they) (playing tennis)? Yes, (they) are. No, (they) aren't.	Leisure activities Sports Sports equipment Household chores Phonics: s blends: smile, snake, spider, stop, skate, scarf, sleep, swim, squirrel	Music (song) Health (exercising) Art (drawing, silhouettes) Language Arts (fiction)	 Value Don't make hasty judgments.
Module 4 • Year in, year out p. 35				
<ul style="list-style-type: none"> - to talk about the seasons - to learn prepositions of time - to talk about the weather in different parts of the world - to talk about sports played in different seasons 	What's your favourite season? (My) favourite season is (spring). I have (karate) on (Saturday). When's your birthday? It's in (March). What do (you) do in the (summer)? (I) go (swimming) in the (summer). (He) goes (skiing) in the (winter).	Seasons The world around us Weather Sports Clothes Phonics: a /æ/ cat, hat e /e/ pen, ten i /i/ milk, fish o /ɑ:/ socks, hot u /ʌ/ sun, shut	Music (song) Science (weather) Art (drawing, season collage) Language Arts (fiction)	 Value Each season has got its own beauty.
Module 5 • My new house p. 45				
<ul style="list-style-type: none"> - to describe location - to identify items in a house - to talk about different types of homes - to talk about possession 	Where's the (dog)? It's (behind) the (door). Where are the (toys)? They're (upstairs). They're in front of the (wardrobe). Whose (coat) is this? It's (mine). Whose (trainers) are these? They're (Tim)'s. They're (his). There is one (big room). There are a lot of (paper doors).	Parts of the house Items in a house Prepositions of place Clothes Phonics: /ð/ this, that /θ/ tooth, thin /ʃ/ ship, fish /tʃ/ chair, peach /tʃ/ kitchen, catch	Music (song) Social studies (the traditional Japanese house) Art (drawing) Language Arts (fiction, using adjectives, writing a paragraph about one's home)	 Value Be responsible and pick up your things after playtime.

Communication Objectives	Structures	Vocabulary	Cross-curricular Connections	21st Century Competencies
Module 6 • Food, please! p. 55				
<ul style="list-style-type: none"> - to identify and talk about food - to talk about where different foods come from - to learn how to order at a restaurant 	<p>There's some (milk). There are some (carrots). (Is) there any (cheese)? Yes, there (is). No, there (isn't). Are there any (peppers)? Yes, there are. No, there aren't. (Noodles) come from (China). What would you like (to drink)? I'd like some (water), please. Can I have some lemonade, please? Would you like some (dessert)? Yes, please. No, thanks.</p>	<p>Food and drinks Phonics: /s/ caps, books /z/ eggs, peas /z/ tomatoes, cherries /ɪz/ glasses, foxes, buses, dishes</p>	<p>Music (song) Health (food) Art (drawing) Language Arts (fiction, using commas and "and", writing a paragraph about one's favourite food)</p>	 <p>Value Practice makes perfect.</p>
Module 7 • Out and about p. 65				
<ul style="list-style-type: none"> - to give directions - to identify animals - to talk about places in a town - to talk about rules - to tell the time 	<p>Turn left. Turn right. Go straight. Don't (take pictures). What's the time? It's a quarter to (three). It's a quarter past (three).</p>	<p>Directions Animals Places Rules Phonics: /eɪ/ dates /aɪ/ white /əʊ/ rose /i:/ teacher /u:/ food /ju:/ computer</p>	<p>Music (song) Social Studies (rules) Maths (time) Art (street signs) Language Arts (fiction)</p>	 <p>Value Stay together, play together, win together.</p>
Module 8 • Where were you yesterday? p. 75				
<ul style="list-style-type: none"> - to identify places in a town - to talk about the different times of day - to talk about where someone was in the past - to describe past experiences - to talk about life in the past 	<p>Where were (you) yesterday? (I was) at (the shopping centre). Where was (she) yesterday? (She) was at (home). Was (the film) good? Yes, it was. No, it wasn't. Were you at (home)? Yes, we were. No, we weren't. How was it? It was (noisy). There was / wasn't (a theatre). There were / weren't (many cars).</p>	<p>Places Food Times of day Adjectives Means of transport Phonics: ck /k/ kick, clock nk /ŋk/ bank, sink ng /ŋ/ long, king</p>	<p>Music (song) Social Studies (a city from the past) Art (picture diary) Language Arts (fiction, diary, use of intensifiers very, so, really, write one's diary)</p>	 <p>Value Share your experiences with friends.</p>
Module 9 • On holiday p. 85				
<ul style="list-style-type: none"> - to talk about holiday activities - to talk about past events 	<p>(We) packed (our bags). What did (you) do at the weekend? (I) went (to the forest). (He) didn't (swim). Did (you) (watch TV)? Yes, (I) did. No, (I) didn't.</p>	<p>Holiday-related vocabulary Adjectives Actions Geographic features Phonics: nd /nd/ sand, pond nt /nt/ plant, tent</p>	<p>Music (song) Art (drawing) Language Arts (fiction, diary, using "and" and "but", writing a paragraph about one's holiday)</p>	 <p>Value Be helpful and caring.</p>
Module 10 • The world around us p. 95				
<ul style="list-style-type: none"> - to identify animals - to compare people and animals - to talk about our solar system 	<p>(Lions) are stronger than (mice). big - bigger thin - thinner fat - fatter Which is the (hottest) (planet)? (Venus) is the (hottest) (planet).</p>	<p>Animals Adjectives School subjects The solar system Preposition of movement Phonics: /f/ phone, dolphin /w/ wheel, whale /f/ laugh, cough</p>	<p>Music (song) Science (the solar system) Art (drawing, solar system mobile) Language Arts (fiction)</p>	 <p>Value Believe in yourself.</p>
Phonics p.105 / CLIL p.115 / Picture dictionary p.120 / Cut-outs p.124				

Out and about 7



turn right



turn left



go straight



cross the street



stop

Sing a song

1 Listen and write the phrases in red. Then sing. 

1

2



On the street

Look to the left, look to the right
Then look to the left again.

What do you see? What do you see on the street?
Do you see a car? No, no. Do you see a bike? No, no.
Do you see anything? No, no, no.

Then **cross the street**, go straight, **go straight**
Out and about and off to school
Turn right, turn left, but don't be late.
Turn right, **turn left**, but don't be late.

3

4

2 Play. 



Go straight. Stop.
Now turn right.



Turn left.
Turn right.
Go straight.



duck



horse



sheep




goat

1 Listen and read. 


Greg and Anna are on Uncle Sam's farm. Uncle Sam is showing the animals to the children.

This is Daisy the duck and that is Henry the horse.




How many horses are there on the farm, Uncle Sam?

Just one. But I have got 10 ducks and 15 cows.



Do ducks eat tomatoes?

Of course. They love them!




What other animals are there on the farm?

Goats and sheep. I have got 20 goats and 45 sheep.




I make cheese with the milk. It's delicious!

Look, Greg, a mouse. Where is it going?



Uncle Sam, the mice love your cheese!

Shoo! Shoo! Go away!





mouse



cow



wolf

duck - ducks

goat - goats

cow - cows

horse - horses

chicken - chickens

tomato - tomatoes

wolf - wolves

mouse - mice

sheep - sheep

child - children



2 Read activity 1 and complete.

1. Greg and Anna are on Uncle Sam's _____.
2. Uncle Sam has got just one _____.
3. Uncle Sam's ducks like _____.
4. Uncle Sam has got 15 _____, 20 _____, and 45 _____.
5. The _____ love Uncle Sam's cheese.

3 Listen and number (1-5). 

wolves cows sheep ducks horses

4 Draw your own farm. Then ask and answer. 

What animals are there on your farm?

There are five sheep, six chickens and one cow.



Our world



throw rubbish in
the rubbish bin



mobile
phone



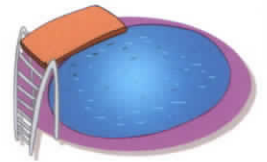
be quiet



library



museum



swimming pool

1 Listen and read. Then match the rules (1-4) to the places (a-d).



Social
Studies

RULES, RULES, RULES!


Do you follow rules? There are rules wherever we go. At home, in class and the places we visit. Here are some rules for different places.

Have a shower before
swimming.
Don't run.

3

Don't talk.
Turn off your
mobile phones.
Throw rubbish in
the
rubbish bin.

1



a

Don't touch the
paintings.
Don't take
pictures.

4

Read quietly.
Don't eat
or drink.


2



b



c



d



Be quiet.



Don't take pictures.

don't = do not



2 Listen and number (1-5). 



Shh...



a

b

c

d

e

3 Look at activity 2 and write. Use don't where necessary.

eat turn off take pictures throw be quiet

- a. _____ in class.
- b. _____ rubbish in the rubbish bin.
- c. _____ in the hospital.
- d. _____ your mobile phones in the cinema.
- e. _____ in the museum.

4 Make your own class rules with your partner. Then report to the class. 

Class rules

Don't run in the classroom.



Let's play



It's a quarter to three.

It's a quarter past eleven.

- 1 Listen and read. Then play. Use the cut-outs on page 131. 

What's the time?

It's a quarter past four.


Where are you?

I'm at the cinema.



Project

1 Make street signs.



Cut a sheet of card into a rectangle. Then take a sheet of black card and cut out an arrow indicating a right/left turn. Glue the arrow onto the rectangle.



Cut out a traffic light from a sheet of black card. Glue it onto a white background. Colour in the green light.



Cut a sheet of red card into an octagon. Edge it with white paper. Cut out the letters S-T-O-P from white paper and glue them to the octagon.



Tape a ruler to the back of your sign.

2 Look and say.



Cross the street.


7 Story time

1 Listen and read. 

The secret tunnel

Samantha, Vanessa and Kevin are at Kevin's grandmother's house. They are in the attic.





The tunnel is very dark.

I don't like it here. Let's go back.

Come on, Vanessa. We're almost there. Now, turn right.



4

Vanessa sees something on the floor of the tunnel.

Ah! Mice! I hate mice!

Be quiet.



5

When they open the tunnel door, the children see... Grandma's garden!

Do you know about the tunnel?

Grandma?

Welcome back, children. It's a big tunnel, right?

Of course I do. Sit down and have some biscuits. Let me tell you about the tunnel...





6

VALUE Stay together, play together, win together.



Revision 7

1 Look and write.



2 Look, read and write.

don't turn have be throw pictures




1. _____ rubbish in the rubbish bin.



2. Don't take _____.



3. _____ off your mobile phones.



4. _____ eat or drink.



5. _____ quiet.



6. _____ a shower before swimming.