

H.Q. Mitchell

Smart

junior

2

student's book



Contents



1	We're back!	2
2	Party time!	12
3	Home and family	22
4	Friends	32
5	Animals	42
6	My town	52
7	My favourite food	62
8	Clothes	72
	Picture Dictionary	82
	Cut-outs	85
	Grammar boxes	91
	Special days	94



parrot



monkey



hippo

1 Find and stick. Listen to the song and match. Then sing.



Animals

How many **monkeys** can you see?

I can see

Ten monkeys, ten monkeys.

How many **parrots** can you see?


I can see

Eight parrots, eight parrots.

How many **hippos** can you see?

I can see

One hippo, no, two hippos.



1. Turn to the back of the book, find the appropriate stickers and stick them in the picture. Listen to the song and match the word in red to the corresponding animal. Then sing the song.

2 Listen and match.



11

8

3

15

3 Play.



I can see three monkeys.



2. Listen to the CD and match the animals to the correct number.

3. In groups, draw different animals on a piece of card / white paper. Stick two drawings on the board and play in two groups.

5b



swim



run



talk



fly

1 Listen, point and repeat.



Wow!
Hello!




1

Can you talk?



2

Can you fly?



3

Cody.
It's you!

Cody. It's you!



4

1. Listen to the dialogue, point to the corresponding frame and repeat each sentence.

2 Listen and circle *a* or *b*.



a



b



a



b



a



b



a



b

3 Tick (✓) or cross (X). Then ask and answer.



Can you swim?

Yes, I can.



talk

swim

run

fly

You

Your friend

<input type="checkbox"/>
<input type="checkbox"/>
<input type="checkbox"/>
<input type="checkbox"/>

<input type="checkbox"/>
<input type="checkbox"/>
<input type="checkbox"/>
<input type="checkbox"/>

2. Listen to the CD and circle one of the two pictures.

3. Place a tick (✓) for the actions you can do and a cross (X) for the ones you can't do. Then ask and answer with your partner, as in the example.



elephant



penguin



crocodile



jump

1 Listen, point and repeat.



Wild animals



1

This is a crocodile.
It can swim.



2

This is a parrot.
It can fly and talk, too.



3


This is an elephant.
It can run.



4

This is a penguin.
It can jump.

2 Listen and number (1-4).



a



b



c



d

3 Guess.



It can talk.



It's a parrot.



2. Listen to the CD and number the pictures according to what each animal can do.
3. In pairs, take turns to say what each animal can do and guess the animal.

Let's play



climb



tortoise



lion



zebra

1 Play.




1. In pairs, take turns to throw a paper clip / rubber on the pictures. Say a sentence about what each animal can't do according to the picture.

1 Look and write.



Revision

crocodile zebra lion tortoise parrot elephant penguin



2 Read and circle.



- | | |
|---------------------------|----------|
| 1 A lion can run. | Yes / No |
| 2 A penguin can fly. | Yes / No |
| 3 An elephant can jump. | Yes / No |
| 4 A crocodile can't swim. | Yes / No |
| 5 A zebra can't talk. | Yes / No |
| 6 A monkey can climb. | Yes / No |

1. Look at the photos and complete the crossword with the names of the animals.
2. Read the sentences and circle *Yes* if the sentence is true or *No* if it's false.

1 Make an animal mosaic. 



2 Show and tell. 



This is my lion.
It can run, jump
and swim.
It can't fly.

1. Draw an animal, cut different shapes out of coloured card and glue them on the animal.
2. Present your animal mosaic by saying what it can/can't do.

Smart time 5

SCIENCE

Read and find the way to the lake.



Read the sentences and follow the animal that each one describes. The animals will lead you to the correct path to the lake.