

H. Q. Mitchell - Marileni Malkogianni

Hi Kids!

2


Student's book





CONTENTS

Hello	4
Unit 1 My classroom	10
Unit 2 Stand up!	15
Unit 3 Colours and shapes	21
Unit 4 Home and family	27
Revision 1	33
Unit 5 My body	39
Unit 6 My senses	44
Unit 7 I can	51
Unit 8 My clothes	56
Revision 2	63
Unit 9 He's a farmer!	68
Unit 10 At the farm	75
Unit 11 I like bananas!	80
Unit 12 It's cold!	85
Revision 3	91
Unit 13 Water	96
Unit 14 Plants	103
Unit 15 Holidays	109
Revision 4	114
Story 1 (Hello - Unit 4)	120
Story 2 (Unit 5 - Unit 8).....	122
Story 3 (Unit 9 - Unit 12)	124
Story 4 (Unit 13 - Unit 15).....	126

5. My body



1. Introduce new items.
2. Listen, point and repeat.
3. Listen and sing.
4.  Do the activity on p.42.
5. Play a game.



1. Revise.
2. Talk about the pictures.
3. Listen, point and repeat.
4. Role play.
5.  Do the activity on p.43.
6. Play a game.



1. Revise. 2. Introduce a new item. 3. Listen, point and repeat. 4. Listen and sing.
5.  Do the activity on p.44. 6. Play a game.

Make a doll



1. Revise. 2. Write and say. 3. Make a doll. Then say, 'She has...'
 (Workbook p.45) 4. Say the words. Match and trace the letters.
 (Workbook p.47) 5. Play games.

Aa
Bb
Cc
Dd
Ee
Ff
Gg
Hh
Ii
Jj
Kk
Ll
Mm
Nn
Oo
Pp
Qq
Rr
Ss
Tt
Uu
Vv
Ww
Xx
Yy
Zz

Ss



star



snake

1. Warm up. Listen and point to the alphabet chart.
2. a. Listen, point and repeat.
b. See it and say it. c. Say it and write it.
3. Listen and sing.
4. Play with flashcards.
5.  Do the activities on p.48.
6. Play a game.