

H.Q. Mitchell

Smart

junior




student's book




Contents

1	Hello	2
2	School	12
3	Family and friends	22
4	You and me	32
5	Toys and games	42
6	My body	52
7	Food	62
8	My house	72
	Picture Dictionary	82
	Special days	85
	Cut-outs	87






1 Listen and sing.



1. Listen to the song and sing.



Listen and tick (✓) or cross (X).



Play.



2. Listen to the CD and tick (✓) if the command corresponds to the picture or cross (X) if it doesn't.
3. Play the *Tony says!* game.

5b



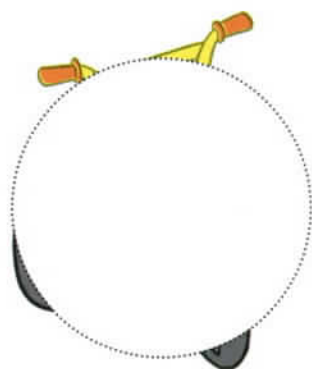

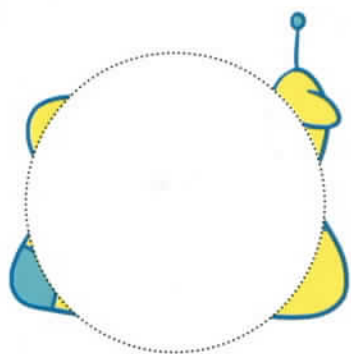

1

Listen, point and repeat.




1. Listen to the dialogue on the CD. Point to the corresponding frame and repeat each sentence.

2 Find and stick. Then listen and match.



3 Draw. Then show and tell.



2. Turn to the back of the book, find the appropriate stickers and stick them in the activity. Listen to the CD and match each child with the corresponding toy.
3. Draw a picture of your favourite toy and present it in pairs, SA: *I have got a plane.* SB: *I have got a kite.*



1 Listen, point and repeat.



Peter Pan



1. Listen to the story on the CD. Point to the corresponding frame and repeat each sentence.



Listen and circle.



1



2



3



4



Look and write X for 'I haven't got.' Then say.



2. Listen to the CD and circle one of the two pictures.

3. Place a cross (X) next to the toys you haven't got. In pairs, talk about the toys you haven't got, e.g. I haven't got a bike.



Let's play



Look and listen. Then play. Use the cut-outs on page 91.



1. Listen to the CD and repeat each sentence. Turn to p.91, cut out the cards and play the card game, SA: *Have you got a plane?*
SB: *No, I haven't.* SA: *Have you got a ball?* SB: *Yes, I have.* SA: *Thanks.*



1

Listen and circle.



1



2



3




4

1 Make a toy poster.



2 Show and tell.



1. Make a toy poster with crayons/finger paints.

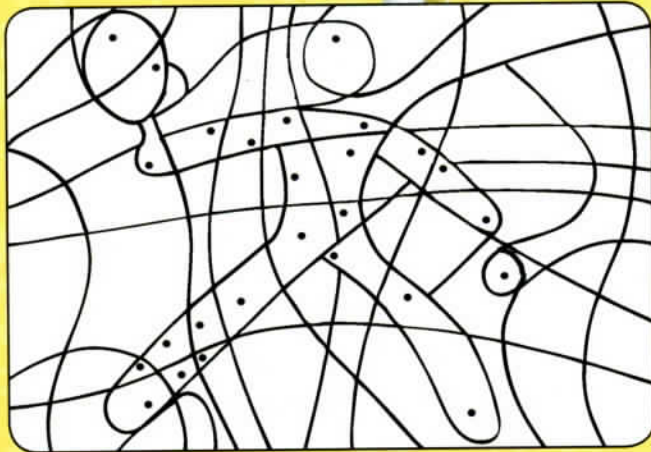
2. Present the toy poster, SA: *I have got a robot and a ball.* SB: *I have got a plane and a kite.*

smart time 5


P.E.



Colour the dots and say.




1



2



3



4

1. Colour the shapes that have got a black dot in them to reveal the four sports.